

Copyrighted Material

Curious George

Takes a Trip

LEVEL 1

Curious About
Transportation



Copyrighted Material

Curious George[®] Takes a Trip

Adaptation by Rotem Moscovich
Based on the TV series teleplay
written by Raye Lankford



Houghton Mifflin Company
Boston 2007

Copyright © 2007 Universal Studios. Curious George and related characters, created by Margret and H. A. Rey, are copyrighted and trademarked by Houghton Mifflin Company and used under license. Curious George television series merchandise licensed by Universal Studios Licensing LLLP. All rights reserved.

The PBS KIDS logo is a registered trademark of PBS and is used with permission.

For information about permission to reproduce selections from this book, write to Permissions, Houghton Mifflin Company, 215 Park Avenue South, New York, New York 10003.

Library of Congress Cataloging-in-Publication Data

Moscovitch, Rotem.

Curious George takes a trip / adaptation by Rotem Moscovitch.

p. cm.

"Based on the TV series teleplay written by Raye Lankford."


ISBN-13: 978-0-618-88403-2 (pbk. : alk. paper)

ISBN-10: 0-618-88403-3 (pbk. : alk. paper)

I. Lankford, Raye. II. Curious George (Television program) III. Title.

PZ7M6494Cui 2007

1Fic1—dc22



Winter was long, cold, and snowy
in the big city.

George and the man with the
yellow hat were lucky . . .



They were going on vacation!
The suitcases were ready.
The tickets were ready.



George and his friend went to bed early.
Everything was set . . .



They dashed off to the airport.
“Hawaii, here we come!” the man said.
George was excited.
He had never been on an airplane before.



They dashed off to the airport.

“Hawaii, here we come!” the man said.

George was excited.

He had never been on an airplane before.



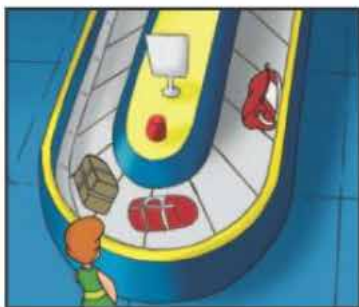
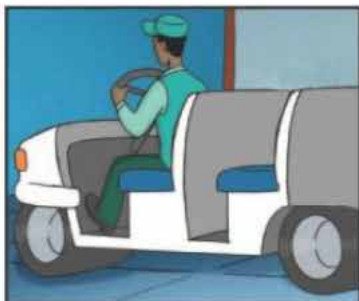
The man put the suitcases on a cart at the airport.

“This will make them easier to carry,” he said.

TRAVELING

Things and people get around in different ways.

Match the object or person with its mode of transportation.




ON THE GO!

Balloon-Powered Train/Car:

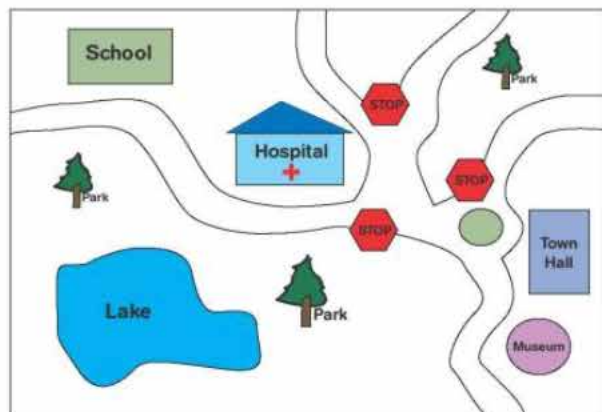
You will need safety scissors, tape, a straw, a toy car or train, and a balloon.

1. Cut off the lip of the deflated balloon.
2. Cut the straw in half. Stick the straw into the balloon and tape it in place. Be sure to make a tight seal.
3. Tape the straw to the top of a car or train so the straw extends off the end.
4. Blow up the balloon using the straw and seal the balloon by pinching the straw's end.
5. Set the car down on a smooth surface and let it go.



Getting There Is Half the Fun




A great way to take your own trip is to draw your destination and a “road map” to get there on a piece of butcher paper. Tear off a



section as long as your table. Draw roads, buildings, and street signs. Now you can play with your small cars on your extra-large map!

Curious George and the man with the yellow hat are headed to a tropical island. But with a big storm in their way, will they ever make it out of the airport?

Don't miss these *Curious George* adventures:



Fun and educational activities inside!



LEVEL 1

1-READING WITH HELP

Simple sentences and concepts

www.pbskids.org/curiousgeorge
www.curiousgeorge.com

491698

\$ 3.99 US
 \$ 4.99 CAN

ISBN-13: 978-0-618-88403-2
 ISBN-10: 0-618-88403-3



9 780618 884032

50399