

 SCHOLASTIC

Non-fiction

Phonics

Choc Chip Muffins



Focus:
qu ch sh th


Book Bag
Readers

Help your child to read!

This book practises these letters and letter sounds.
Point and say the sounds with your child:

qu

ch

sh

th

Your child may need help to read these common tricky words:

go

to

the

put

is

Before reading

- Look at the cover picture and read the title together. Read the back cover blurb to your child.
- Ask your child: *Have you ever made muffins? What is your favourite thing to bake?*
- Talk about the image in the magnifying glass.

During reading


- If your child gets stuck on a word, remind them to sound it out and then blend the sounds to read the word: m-u-ff-i-n, muffin.
- If they are still stuck, show them how to read the word.
- Enjoy looking at the pictures together. Pause to talk about the information.

After reading

- Talk about the images on page 16. What can your child tell you about them?
- Ask your child: *What do you have to remember when you take the muffins out of the oven?*
- Discuss who your child would like to bake for and why.





Mix them in.





Pop it in.

Talk about it!



Talk about it!

