

 SCHOLASTIC

Non-fiction

Phonics

My Wool Pet



Focus:
ee oo oo

Book Bag
Readers

SCHOLASTIC
Phonics
Get started with reading

My Wool Pet

written by Helen Betts
illustrated by Dave Williams

Learn how to make a pet
out of wool. What else
could you make?



Focus:

ee oo oo

Decodable with
tricky words

Book Band Red

Scholastic Phonics Set 5

Scholastic Phonics
Book Bag Readers –
My Wool Pet
£3.99

ISBN 978-0-7023-2085-9



9 780702 320859 >

SCHOLASTIC

www.scholastic.co.uk

Other titles in Set 5:
Practise these sounds: **ai ee igh oo oo**



Move to Set 6: Practise these sounds: **ar or ur ow oi air er**

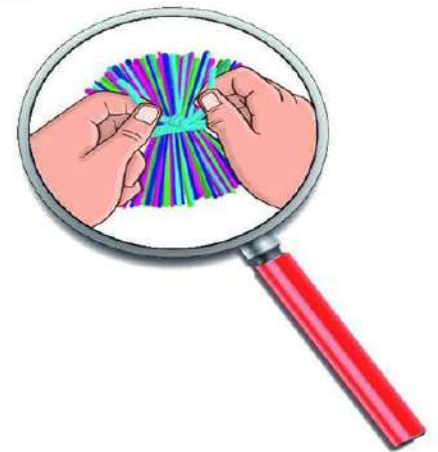
Help your child to read!

This book practises these letters and letter sounds.
Point and say the sounds with your child:

ee oo oo

Your child may need help to read these common tricky words:

you to the all and
my of



Before reading

- Look at the cover picture and read the title together. Read the back cover blurb to your child.
- Ask your child: *What do you think this is? What do you think you might need to make it?*
- Talk about the image in the magnifying glass.

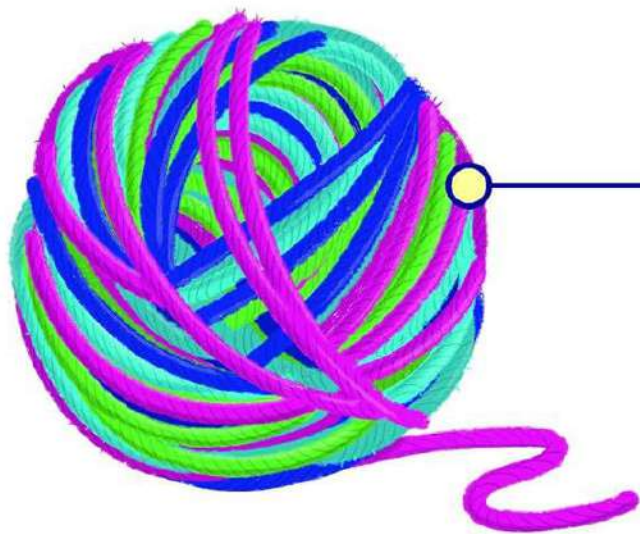
During reading

- If your child gets stuck on a word, remind them to sound it out and then blend the sounds to read the word: f-i-n-i-sh, finish.
- If they are still stuck, show them how to read the word.
- Enjoy looking at the pictures together. Pause to talk about the information.

After reading

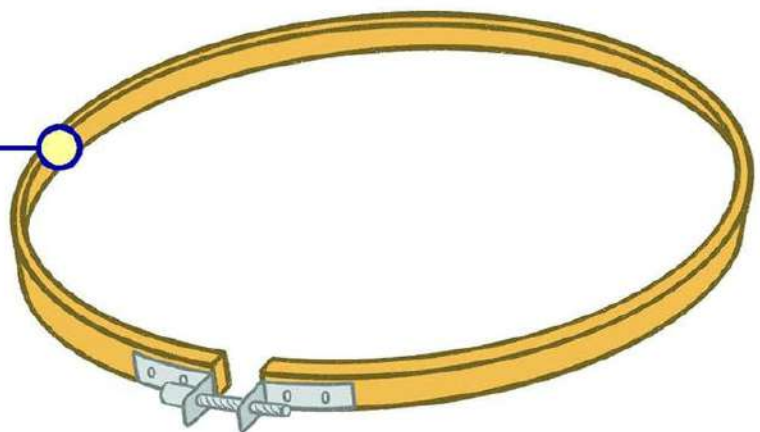
- Talk about the images on page 16. What can your child tell you about them?
- Ask your child: *What materials/things do you need to make a wool pet? What do you think would be the most tricky part?*
- Discuss with your child whether they like making things. Talk about what they have made, the materials they used and how they made it.

You will need:




wool

hoop



Get the wool off the hoop.



Look at all
the legs!





It looks cool with ribbon on the neck.