

 SCHOLASTIC

Non-fiction

Phonics

Art Stick Fun



Focus:
Adjacent
consonants
and long
vowel sounds


Book Bag
Readers

SCHOLASTIC
Phonics
Get started with reading

Art Stick Fun

written by Alice Hemming
illustrated by Miriam Serafin

Craft activities you can make
for your room. Including a
clown pen pot and monster
coaster for your cup.



Focus:
**Adjacent
consonants
and long vowel
sounds**

Decodable with
tricky words

Book Band Blue

Scholastic Phonics Set 8

Scholastic Phonics
Book Bag Readers –
Art Stick Fun
£3.99

ISBN 978-0-7023-2100-9






9 780702 321009 >

SCHOLASTIC

www.scholastic.co.uk

Other titles in Set 8:
Practise: **adjacent consonants and long vowel sounds**



Move to Set 9: Practise: new spellings for known sounds

Help your child to read!

This book practises words with more than one consonant next to each other, plus long vowel sounds (like **coaster** and **green**).

Read these words with your child:

paint

brown

monster

clear

Your child may need help to read these common tricky words:

be

like

you

the

to

no

of

one

there

when

put

here

are

do



Before reading

- Look at the cover picture and read the title together. Read the back cover blurb to your child.
- Ask your child: *What do art sticks look like? Can you think of anything you could make with some art sticks?* (You might have heard them be called craft sticks, too).
- Talk about the image in the magnifying glass.

During reading


- If your child gets stuck on a word, remind them to sound it out and then blend the sounds to read the word: b-r-igh-t, bright.
- If they are still stuck, show them how to read the word.
- Enjoy looking at the pictures together. Pause to talk about the information.

After reading

- Talk about the images on page 16. What can your child tell you about them?
- Ask your child: *Which was your favourite craft project? Why?*
- Discuss with your child whether they enjoy making things. Have they ever made something they are particularly proud of?

Clown pen pot

You will need:





The clown will keep the desk clear of pens and art stuff for you!

Monster Coaster



Construct the coaster from eleven plain art sticks, then stick three sticks on the back to join them.

Finish the monster with thick brows and a frown. Brush on one coat of clear varnish.

