

# English PBL



## Starter




### Unit 1: Dream Vacation

3-14

**Mission:** Make a pamphlet.

**Method:** *Work by yourself.*

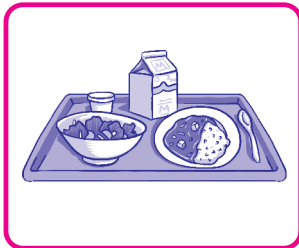


### Unit 2: Wild Animals

15-26

**Mission:** Make a poster.

**Method:** *Work by yourself or in a group.*



### Unit 3: School Lunch

27-38

**Mission:** Make a pamphlet and a speech.

**Method:** *Work by yourself or in a group.*



### Unit 4: Culture

39-50

**Mission:** Make a poster.

**Method:** *Work by yourself or in a group.*



### Unit 5: Dream Job

51-64

**Mission:** Write a speech.

**Method:** *Work by yourself.*



Hello, everyone. My name is Pro the Crow.  
Welcome to PBL Starter.  
I want to help you learn how to use this book.

## There are four parts to every unit.



### 1. Brainstorm

Brainstorming is using your own knowledge and ideas to start thinking about a topic.



### 2. Research

Researching is finding information from books or the Internet. You will need a computer, tablet or a smartphone to find information on the Internet.



### 3. Project

After brainstorming and researching, you will make a pamphlet, a poster or a speech. You can present your hard work to your classmates, teachers, family and friends.



### 4. Project Feedback

What do you think about your final project? What do others think? Feedback can help to make your next project even better.

I'm excited about working on these projects together.



## UNIT 1

# Dream Vacation



**MISSION:** Make a pamphlet.

**METHOD:** *Work by yourself.*

STEP 1




**Brainstorm:** Countries  
What country do you want to visit?

STEP 2



**Research:** Transportation  
How will you get there?

STEP 3




**Research:** Accommodation  
Where will you stay?

STEP 4



**Research:** Events  
What events will you go to?

STEP 5



**Research:** Local Food  
What local food do you want to eat?

STEP 6



**Research:** Activities  
What will you do?

STEP 7



**Research:** Souvenirs  
What will you buy?

STEP 8



**Project:** Dream Vacation  
Create a pamphlet about your dream vacation.



# Brainstorm

## Countries

There are around 200 countries in the world.  
How many countries can you think of?  
Try to write 30 or more.

1. \_\_\_\_\_ 11. \_\_\_\_\_ 21. \_\_\_\_\_
2. \_\_\_\_\_ 12. \_\_\_\_\_ 22. \_\_\_\_\_
3. \_\_\_\_\_ 13. \_\_\_\_\_ 23. \_\_\_\_\_
4. \_\_\_\_\_ 14. \_\_\_\_\_ 24. \_\_\_\_\_
5. \_\_\_\_\_ 15. \_\_\_\_\_ 25. \_\_\_\_\_
6. \_\_\_\_\_ 16. \_\_\_\_\_ 26. \_\_\_\_\_
7. \_\_\_\_\_ 17. \_\_\_\_\_ 27. \_\_\_\_\_
8. \_\_\_\_\_ 18. \_\_\_\_\_ 28. \_\_\_\_\_
9. \_\_\_\_\_ 19. \_\_\_\_\_ 29. \_\_\_\_\_
10. \_\_\_\_\_ 20. \_\_\_\_\_ 30. \_\_\_\_\_



What country do you live in?

I live in \_\_\_\_\_

# Brainstorm



## What country do you want to visit?

Choose a country. Draw the country in the box.

Where is the capital city? Draw a star (★) and write the name of the capital.

Write three things you know about that country.



The country I want to visit is \_\_\_\_\_

A large, empty rectangular box with a blue border, intended for drawing the chosen country and its capital city.

You can use a map or the Internet.



What do you know about that country?

1. \_\_\_\_\_
2. \_\_\_\_\_
3. \_\_\_\_\_



What currency do they use?

They use \_\_\_\_\_

They use the dollar in the U.S.





# Research

## Transportation

① You will visit that country for one week.  
What month do you want to visit?

I want to travel to \_\_\_\_\_ in \_\_\_\_\_,  
because \_\_\_\_\_

② Choose a way to travel. For example: by plane, by train, by boat, etc.

I will get there by \_\_\_\_\_

③ How long is the shortest way?

The shortest way is \_\_\_\_\_ hours.

④ How much is the cheapest way?

The cheapest way is \_\_\_\_\_




### MY CHOICE

I want to visit \_\_\_\_\_ in \_\_\_\_\_

I will go by \_\_\_\_\_ because \_\_\_\_\_

It will take \_\_\_\_\_ It will cost \_\_\_\_\_

# Research



## Accommodation

- ① Where do you want to stay? Research three places.
- ② How much will it cost to stay at each place for one week?
- ③ Choose where you will stay and why.

You can use the Internet.

Search keywords  
"Where to stay in \_\_\_\_."



A.

Name of accommodation: \_\_\_\_\_

It is in \_\_\_\_\_ It costs \_\_\_\_\_

B.

Name of accommodation: \_\_\_\_\_

It is in \_\_\_\_\_ It costs \_\_\_\_\_

C.

Name of accommodation: \_\_\_\_\_

It is in \_\_\_\_\_ It costs \_\_\_\_\_



### MY CHOICE

I want to stay at \_\_\_\_\_

because \_\_\_\_\_

\_\_\_\_\_



# Research

## Events

- ① What events are there in that country?
- ② Choose one event and write about it.

You can use the Internet.

Search keywords "Events in \_\_\_\_."



### MY CHOICE

What is it called? \_\_\_\_\_

When is it? \_\_\_\_\_

Where is it? \_\_\_\_\_

What can you see? \_\_\_\_\_

\_\_\_\_\_

\_\_\_\_\_


What can you do? \_\_\_\_\_

\_\_\_\_\_

\_\_\_\_\_



# Research



## Local Food

① What local food do you want to try?  
Research three dishes.

② What do they taste like: spicy, sweet, hot, etc.?

③ How much does each dish usually cost?

You can use the Internet.

Search keywords "\_\_\_\_\_ food."



④ Draw or print a picture of the dish.

A.

I'd like to try \_\_\_\_\_

\_\_\_\_\_

It is \_\_\_\_\_

It usually costs \_\_\_\_\_

B.

I'd like to try \_\_\_\_\_

\_\_\_\_\_

It is \_\_\_\_\_

It usually costs \_\_\_\_\_


C.

I'd like to try \_\_\_\_\_

\_\_\_\_\_

It is \_\_\_\_\_

It usually costs \_\_\_\_\_



# Research

## Activities

- ① What can you do in that country?  
Research two activities.
- ② Write about the activities.
- ③ Do you want to try those activities?  
Why or why not?

You can use  
the Internet.

Search keywords  
"Activities in \_\_\_\_."



A. Activity: \_\_\_\_\_

What do people do? \_\_\_\_\_

Do you want to try it? \_\_\_\_\_

Why or Why not? \_\_\_\_\_

\_\_\_\_\_

B. Activity: \_\_\_\_\_

What do people do? \_\_\_\_\_

Do you want to try it? \_\_\_\_\_

Why or Why not? \_\_\_\_\_

\_\_\_\_\_

# Research



## Souvenirs

① What unique gifts can you buy in that country?  
Research three souvenirs.

You can use  
the Internet.

Search keywords  
"\_\_\_\_\_ souvenirs."

② Write one thing about each souvenir.

③ Who do you want to give each souvenir to?



④ Draw or print a picture of the souvenirs.

Souvenir:

\_\_\_\_\_

A.

It is

\_\_\_\_\_

I want to give it to

\_\_\_\_\_



Souvenir:

\_\_\_\_\_


B.

It is

\_\_\_\_\_

I want to give it to

\_\_\_\_\_



Souvenir:

\_\_\_\_\_


C.

It is

\_\_\_\_\_

I want to give it to

\_\_\_\_\_





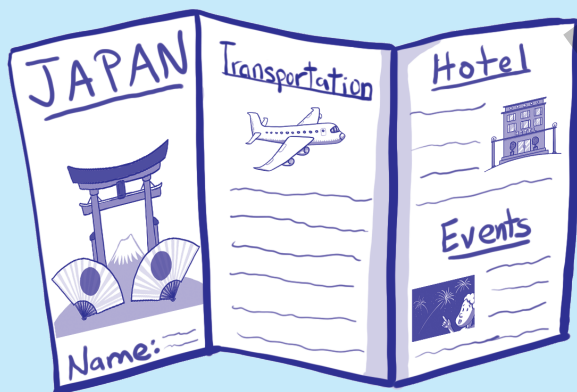
# Project

## Dream Vacation

Make a pamphlet showing everyone your dream vacation.

- Practice your writing on page 13.
- Use A4 paper to make your pamphlet.
- Write about your dream vacation.
- Draw or print pictures of the food, accommodation, transportation, events, activities and souvenirs.
- Present your dream vacation pamphlet to your class.
- Listen to your classmates' presentations.

### Example



Back

Front



**DEADLINE:** I have to finish this project by: \_\_\_\_\_

# Project Support



## Vocabulary Review

What do these words mean?

- ① transportation \_\_\_\_\_      ④ activity \_\_\_\_\_  
② accommodation \_\_\_\_\_      ⑤ local food \_\_\_\_\_  
③ event \_\_\_\_\_      ⑥ souvenir \_\_\_\_\_

## Useful Sentences

check

I'd like to go to \_\_\_\_\_

check

I'd like to go in \_\_\_\_\_

*month / season*

check

I will go by \_\_\_\_\_

check

It will take \_\_\_\_\_

check

It will cost about \_\_\_\_\_

check

I will stay at \_\_\_\_\_

check

I'd like to (eat / see / try ) \_\_\_\_\_

check

I'd like to buy \_\_\_\_\_ for \_\_\_\_\_



# Project

## Feedback



Did you finish your pamphlet? Yes No



Which part of your pamphlet do you like best? Why?

---



Which part of your pamphlet don't you like? Why not?

---



What did your class say about your pamphlet?

---

---



What did your teacher say about your pamphlet?

---

---



What did your family say about your pamphlet?

---

---