






5 Help our oceans!


Rise and Shine

Museum

-  Talk about what different animals are doing.
-  Talk about taking care of the oceans.
-  Ask for and give information about an event.
-  Write a poster about a beach clean-up.
-  Create a play about helping the oceans.

I wonder...

What is Kids' Ocean Day?



- | | | | | |
|------------|---------|------------|--------|--------------|
| 1 seahorse | 2 shark | 3 starfish | 4 crab | 5 snail |
| 6 dolphin | 7 whale | 8 octopus | 9 seal | 10 jellyfish |

Lesson 1



What can you see?

1



Listen and find.

2



Listen and point. Then listen and say.

3



Watch and listen.

4



Ask and answer.

some any a lot of many

Are there any snails?

Yes, there are. There are some snails.



What's your favorite sea animal? Why?



Song

*Ocean animals are sometimes big,
Seals, sharks, and whales!
Ocean animals are sometimes small,
Starfish, jellyfish, and snails!*

I can see some starfish!
They have arms but they don't have hands.
They aren't swimming in the ocean.
They're hiding in the sand!

Chorus




I can see some crabs!
They have legs but they don't have paws.
They aren't hiding in the sand.
They're waving with their claws!

Chorus

I can see some seals!
They have hands and they have feet.
They aren't playing with a ball.
They're sleeping in the ocean!

Chorus


Lesson 2

- 1   5.03 Read and sing.
- 2  5.05 Listen and circle true (T) or false (F).
1 T / F 2 T / F 3 T / F
4 T / F 5 T / F 6 T / F
- 3 Make sentences about the picture.

Grammar

The shark **is** swimming. It **isn't** walking.
The starfish **are** hiding. They **aren't** jumping.

I can shine!

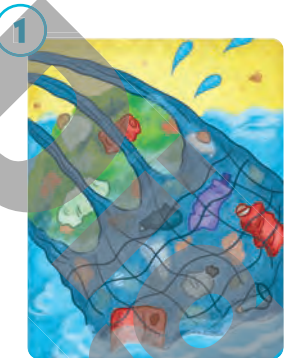
- 4  Choose one of the ocean animals. Act and guess.

*They're dolphins!
They're playing.*


I can talk about what different animals are doing.

Lesson 3

1  5.07 Listen, point, and say.



clean the oceans



have a beach clean-up



pick up trash



recycle trash





make a movie



tell people

2 Look at the story. Which activities can you see? Write.

I can see _____

3  5.08  Listen or watch. How do the children want to help the oceans?

Rise and Shine Museum

The children are visiting a new exhibit at the museum.





How do you think we feel about our beach clean-up?

4 Read again. Then write.

beaches poster trash Socks

- 1 The seals are eating the _____.
- 2 The people are cleaning the _____.
- 3 _____ is picking up trash in the museum.
- 4 The children are making a _____ about a beach clean-up.

I can shine! ✨ ✨

- 5 Imagine you are at the exhibit. How can you help the oceans?

We can have a beach clean-up.

We can make a movie about ocean trash.

I can talk about taking care of the oceans.

Lesson 4

1  Listen and write. What are Zoe and Marco doing?



2  Listen and read. Then chant.

Look at the picture.
Point, ask, and answer.



Grammar builder



What are they doing? They're picking up trash.

Are they cleaning the beach? Yes, they are.

playing at the beach? No, they aren't.

Zoe and Marco/swim
the seals/sleep
those children/recycling
trash
the dolphins/jump

3  Look. Ask and answer.



What are they doing?

They're making a movie.

Lesson 5

- 1  5.11 Listen and write. When is the beach clean-up?

1 Excuse me!
When is
the beach
clean-up?

2 It's on Sunday.



3 What time
does it start?


4 It starts at
ten o'clock.

5 OK, great.
Where is it?

6 It's at Sunny
Beach.


- 2  5.12 Listen again and say.

Pronunciation

- 5  5.15 Listen to the sounds and say.



The clean-up **was** yesterday. **Was** it good fun?
Yes, it **was**! It **was** fun in the sun.

- 3  5.13 Listen and read. What day is it today?

Boy Look. There's a beach clean-up! When is it?

Girl It was on Sunday. It was yesterday!

Boy Oh! Were you at the clean-up?

Girl Yes, I was. It was interesting.

Boy Was it fun?

Girl No, it wasn't. It was a lot of work but it was good to help the ocean.

Boy Were Adam and Holly at the clean-up?

Girl Yes, they were.

- 4  5.14 Listen again and write.

1 When was the beach clean-up?

2 Was it interesting? Was it fun?

3 Were Adam and Holly at the clean-up?

I can shine! ✨ ✨

- 6  Think of some events, days, and times. Ask and answer.

What time does
the picnic start?

It starts at
three o'clock.

I can ask for and give information about an event.

Lesson 6

1 Look at the pictures. What can you see?



March 3rd

Today, I want to talk about our oceans! There's a lot of trash in the ocean. This trash is **dangerous** for the animals! How can young people help? Let's find out!

Clean the oceans!

Boyan Slat from the Netherlands has an Ocean Clean-Up project. His team picks up trash in the oceans. Then they recycle the trash. It's a **great** project!

Make a movie!

Some schoolchildren from Hawaii, United States, are making a movie. The movie is about trash in the ocean. There's a lot of plastic trash on the beaches in Hawaii. It's a **terrible** problem.

BEN'S BLOG:

Hello! I'm Ben and I'm 10 years old. Welcome to my blog! I like writing about the world around us. I hope you enjoy reading my blog.



It isn't **safe** for the animals in the ocean. This movie is a great way to tell people about ocean trash.

Go to a beach clean-up!

It's Kids' Ocean Day in Los Angeles, United States. Look! There are 4,000 children at a beach clean-up! They're picking up trash. They're making a big picture at the beach, too. What animal can you see?

All these young people are helping the oceans but everyone can help. And I want to help, too! Let's have a clean-up at our beach!

Is there a beach, a park, or a forest close to your home? Can you help clean it up?



2 5.16 Listen and read. Circle the best title for the blog post.

- 1 Animals in the ocean
- 2 Young people and the oceans
- 3 My vacation by the ocean

3 Read again. Answer the questions.


- 1 How old is Ben?
- 2 Where does Boyan Slat come from?
- 3 What are the children from Hawaii doing?
- 4 What are the children from Los Angeles doing?

4 5.17 Listen. Which event from Ben's blog does the man talk about?

5 5.18 Listen again and circle.

- 1 The beach clean-up is at Seal Beach / Whale Beach.
- 2 The plastic trash *is* / *isn't* dangerous for ocean animals.
- 3 The beach clean-up is on Saturday July 3rd / 13th.
- 4 The beach clean-up starts at ten / two o'clock in the morning.

Lesson 7

- 1  5.20 Listen, read, and write.
What event is Ben's poster for?



Where? Sunny Beach
When? Sunday August 4th
What time? 9:00-12:00

Come and help!

This is our beautiful beach.
Let's clean it up!


We can help the seals,
dolphins, and whales.

We can pick up trash from
the beach and we can recycle it.



See you at nine o'clock in front
of New Hotel!



Our writing workshop

- 2  5.21 **Ideas generator**
Listen and match.

Luis Jen Ben Ola



- 3  **Give it a go** Plan your poster with a friend.


Where is your clean-up?

Which day is your clean-up?

What time does it start?
What time does it finish?

Where do people meet?

I can shine! 

- 4  Write your poster about a beach clean-up together.

I can write a poster about a beach clean-up.

Our ocean play

Step 1

Review

- 1 Look and write. What are they doing? Can you name other ocean animals?

They are _____.

Ocean animals: _____



The seals are playing.

Those children are picking up trash.

- 2 Look again. Ask, answer, and guess.

Are they having a no-waste picnic?

No, they aren't.

- 3 Look. Ask and answer about the beach clean-up.


- 4 How can you help the oceans?

We can pick up our trash.

- 5  Watch and listen.

Step 2

Create

- 6  Which are your favorite ocean animals? What can they do? Write.

Dolphins are my favorite ocean animals. They're beautiful! They can swim and they can jump!


- 7  How can you help the animals in the ocean?

We can pick up trash.

We can make a movie about trash in the ocean.

- 8  Create and role-play a play in your group.

Time to shine!

- 9  Share your play with the class! Guess what the other children are doing.

- 10 Which play has the most ideas?



Are you recycling trash?



Yes, I am!

I can create a play about helping the oceans.