

2

All kinds of families

Lesson 1 → Vocabulary

Let's review!

SB p10-11

Find and trace.
Then say.



b



t



c

1 Trace and match.



Tell me!

Look at my new words.
Match and color.



Toys




Family

Lesson 2 → Structures

1  2.06 Listen and match.

This is my family.




2 Read. Then look at Activity 1 and number.


This is my grandma, my grandpa, and my sister.

This is my mom, my dad, and my brother.

I can shine!

3  Draw someone in your family. Write. Then tell a friend.

This is my _____.



color me




Write your favorite family word. _____


Extra time?

Lesson 3 → Story

1 SB p22-23 Who is in Bruno's family? Look and check (✓).



2 Follow. Then circle.



Let's imagine!

I have a brother / an aunt.

I can shine!

3



Draw.
Then say.

And you?
Who's in your
family?

color me



Lesson 4 → Vocabulary and structures

1 Read and trace. Then circle.



1 I have a hamster / bird.

2 I have a cat / bird.

3 I have a fish / cat.

2 Match and say.



Let's build!

I have a brother.



I have a sister.

I have a grandma.

I have a cat.

I have a mom.

Think of a pet for you. Draw and share with a friend.

Extra time?


Lesson 5 → Communication

1 2.13 Listen and number.




My sounds

2 2.14 Listen and repeat. Trace. Then match.



I can shine!

3 Check (✓) for you. Then tell a friend.




I have a...
And you?

color me



1 Read and match. Then say.

This is for my cousin.



a neighbor

b cousin

c friend

d pet



I can shine!

2 Draw and write.
Then role-play.

Think and share
Do you help your friends and family?



This is for my
_____.



Who do you help in your family? Tell a friend.

Extra
time?



Lesson 8 → Unit 2 Review

1 Trace. Then number for Dexter.



This is my...

mom.

grandma.




aunt.

dad.

grandpa.

uncle.







sister.



2



Look and read. Check (✓) or put an X for you. Then tell a friend.

				
1 	✓	✓	X	X
2 	X	X	✓	✓
3 Me				

I have a bird and a cat.

I have a hamster and a fish.

3



Stick, draw, and color. Then complete the family tree.

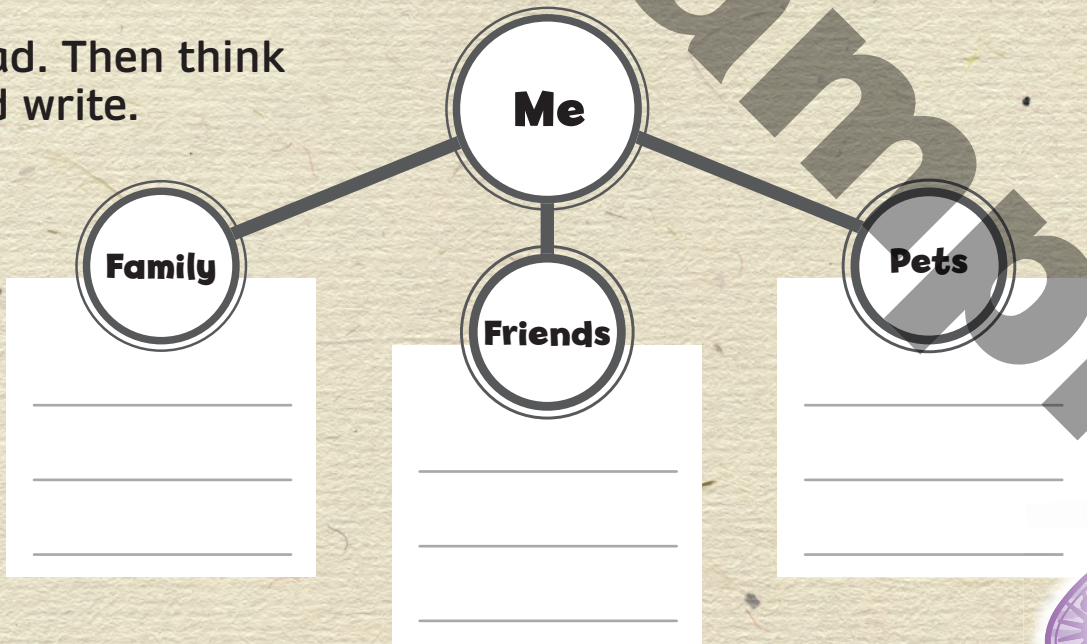
A 2x2 grid of boxes for drawing. The top-left box contains a man and a woman. The top-right box contains a man and a woman. The bottom-left box contains a man. The bottom-right box contains a man and a box labeled 'pet'.

This is my grandpa.

I have a hamster.

4

Read. Then think and write.




2

Review 1 Important to me

1 Color and say.

It's a train.



2 Listen and number. Then ask and answer.



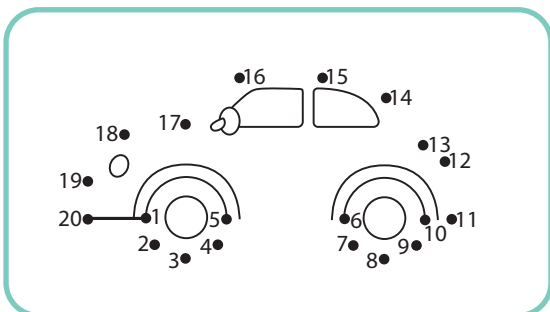
Who's this?

This is my...

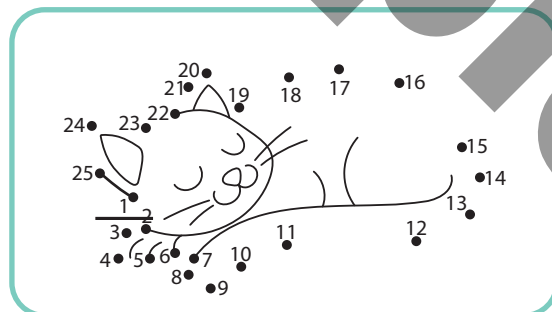
What's this?

It's a...

3 Connect the dots. Then read, trace, and circle.



1 It's a train / car.



2 This is my cat / bird.

4 Read and trace. Then check (✓) for you.

I have...









a new bike. an old plane. a big cat. a small fish.

5 Think of a toy to play with. Draw, write, and say.

Let's play with the _____.

Mini-project

6 Think of a toy to give to your best friend. Draw and write.



This is for you,

_____.

It's a _____.

Time to shine!

7 Read and color.

- 1 I can write toy words. ✓ ? X
- 2 I can write family words. ✓ ? X
- 3 I can talk about things and people important to me. ✓ ? X
- 4 I completed Review 1! ✓ ? X