

5

Help our oceans!

Let's review!

SB p42-43

Think and write.




apples sugar honey
lemons beans flour



Lesson 1 Vocabulary

1 Read and number.

- | | | | | |
|----------------------------------|----------------------------------|------------------------------------|----------------------------------|-----------------------------------|
| <input type="checkbox"/> shark | <input type="checkbox"/> crab | <input type="checkbox"/> jellyfish | <input type="checkbox"/> dolphin | <input type="checkbox"/> starfish |
| <input type="checkbox"/> 1 whale | <input type="checkbox"/> octopus | <input type="checkbox"/> seal | <input type="checkbox"/> snail | <input type="checkbox"/> seahorse |



Tell me!
Which ocean animals have legs? Which ocean animals don't have any legs?



2 Think and write.


- | | |
|-------------|-------------|
| 1 s h a r k | 5 j _____ |
| 2 d _____ | 6 s _____ |
| 3 s _____ | 7 o _____ |
| 4 c _____ | 8 s _____ h |

Extra time? Name four ocean animals beginning with s. Can you name any other animals beginning with s?

1  Write the words. Then listen and circle.

- 1 The dolphins (hilponds) are / aren't playing in the ocean.
- 2 The _____ (bracs) are / aren't climbing on the rocks.
- 3 The _____ (helaws) are / aren't singing.
- 4 The _____ (khasrs) are / aren't hiding behind the plants.
- 5 The _____ (sales) are / aren't dancing in the ocean.
- 6 The _____ (asehseros) are / aren't swimming in the plants.

2 Look and write. Then play a game.



1 The jellyfish are swimming. (swim)



2 The starfish aren't _____. (jump)



3 The seahorses _____ . (hide)



4 The octopuses _____ . (eat)



5 _____ (climb)

They're sleeping.
They aren't eating.

Octopuses!

I can shine! 


3 Look at Activity 2 and write.

- The _____ are _____ but they aren't _____.
- The _____ but they _____.
- The _____ but they _____.

Lesson 3 → Story

1 Look, think, and write.

have tell recycle clean make pick up



1 make a movie



2 _____ a beach
clean-up




3 _____ people



4 _____ trash



5 _____ the oceans



6 _____ trash

2 Read the story again. Then think and match.

- 1 Sofia d Zoe 3 Marco 4 Hugo 5 Eva 6 Socks

- a make a poster
b tell our friends
c have a beach clean-up
d make a movie
e help the children
f go to the beach clean-up, too

I can shine!

Let's imagine!

What do you think? The story is:
OK ☆ good ☆☆ great ☆☆☆

3 Imagine you are planning a beach clean-up.
Choose three things to do. Write.

My plan for a beach clean-up

- 1 _____
2 _____
3 _____



1 Look, think, and write.



1 Are they picking up trash?
Yes, they are.



2 Are they _____ a movie?
Yes, _____.



3 _____ recycling _____?
No, _____.



4 _____
a beach clean-up?



Are they picking up trash?

Number one!

Yes, they are.

Let's build!
Look at the pictures in Activity 1. What are they doing? Play.

I can shine!

2 Today is Sunday. Ask and answer about the *Our Oceans* event.

Our oceans weekend schedule

	Saturday	Sunday
10:00	Our beautiful oceans exhibit Ocean explorers' club	Starfish movie movie theater
2:00	Clean oceans movie movie theater	Talk about dolphins theater
4:00	Talk about jellyfish theater	Whale trail Ocean explorers' club

Excuse me. When is the talk about dolphins?

It's today. It starts at two o'clock.

When was the Clean oceans movie?

It was on Saturday. It was at two o'clock.

Pronunciation Say *beaches*. Circle the words with the same sound at the end:
princes seahorses whales sandwiches grapes dresses



Lesson 6 → Reading and listening

1 Read, look, and number.



- a Trash makes the beach dirty.
- b It's a plastic bag.
- c This beach is very clean.
- d There's trash on the beach. It's terrible!

3

- e They're cleaning up the beach.
- f It's safe for animals and people.
- g It's a great idea!
- h It's very dangerous for ocean animals. They can eat it!

2 Listen and number. Then write. Listen again and check.



safe terrible dangerous great

- Plastic is very _____ for animals and fish.
- 1 Oh, that river looks terrible !
- That's a _____ idea!
- They want a _____ river in the future.



How much plastic do you think is in our oceans?

3 Look, think, and write.



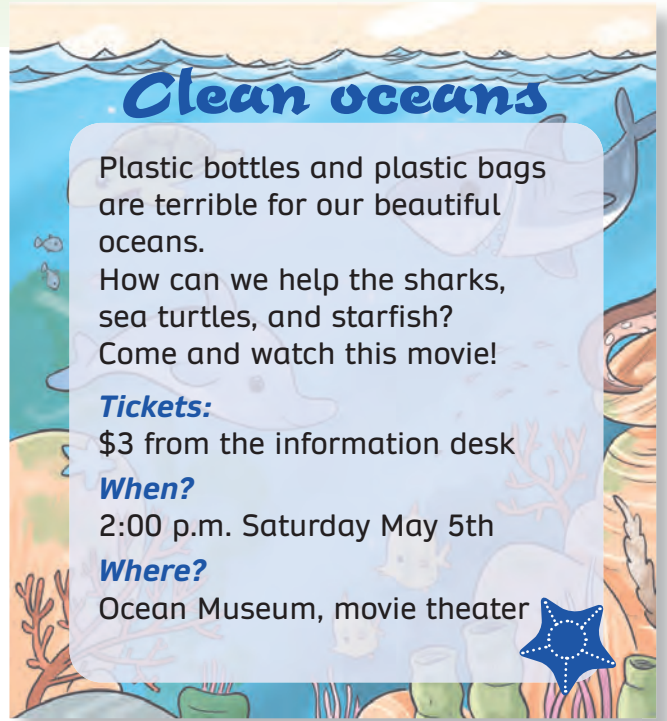
- 1 There's a lot of ¹ trash in the park. The trash is very ² _____ for children. I have a ³ _____ idea! Let's ⁴ _____ up the trash.

- 2 There's/There are some ¹ _____ in the ² _____. The ³ _____ is/are ⁴ _____. I have a ⁵ _____ idea! Let's ⁶ _____.

Lesson 7 → Writing

1 Read and circle true (T) or false (F).

- 1 The movie is called *Clean oceans*. T F
- 2 It's about plastic trash in rivers. T F
- 3 It's at two o'clock on Sunday. T F
- 4 You can buy tickets at the information desk. T F
- 5 The movie is in March. T F

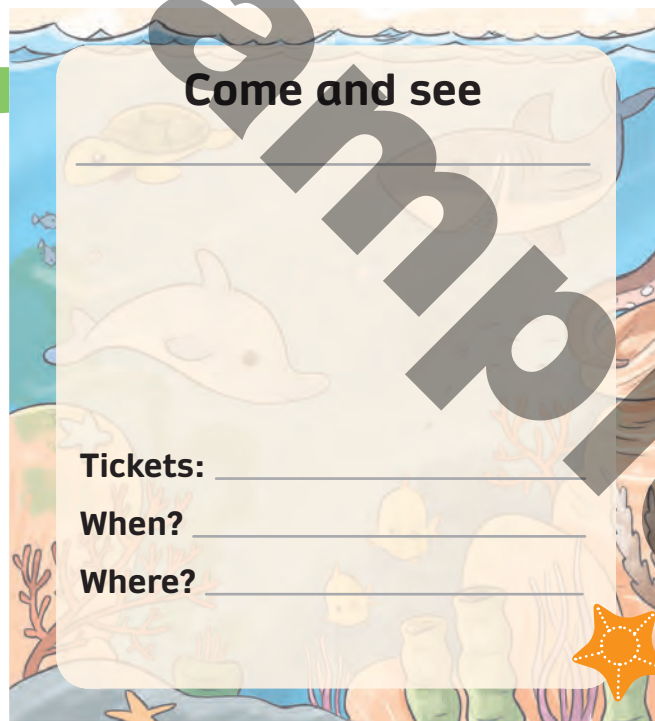


2 Give it a go Imagine a movie about ocean animals. Make notes.

- What is the name of the movie? _____
- What is the movie about? _____
- Where can you see the movie? _____
- Which day is the movie? _____
- What time does it start? _____

I can shine! ✨

3 Make a movie poster.




Check your work! Check capital letters for the names of days of the week, months, and place names.

1 Think and write. What's the word in the box?

1	p	i	c	k	u	p	t	r	a	s	h
							2				
							3				
				4							
			5								
6											
							7				
								8			

- 1 kipc pu rstah
- 2 tocsoup
- 3 brac
- 4 khars
- 5 jeshilfly
- 6 keam a oimve
- 7 leas
- 8 helaw

2  Listen and check (✓). Then write.









1
A: These children are at the ¹ beach .
B: ² _____ they doing?
³ _____ swimming?
A: Yes, ⁴ _____ .

2
A: These children are on the ¹ rocks .
B: ² _____ they ³ _____ ?
⁴ _____ looking at ⁵ _____ ?
A: No, they aren't. They're ⁶ _____ .

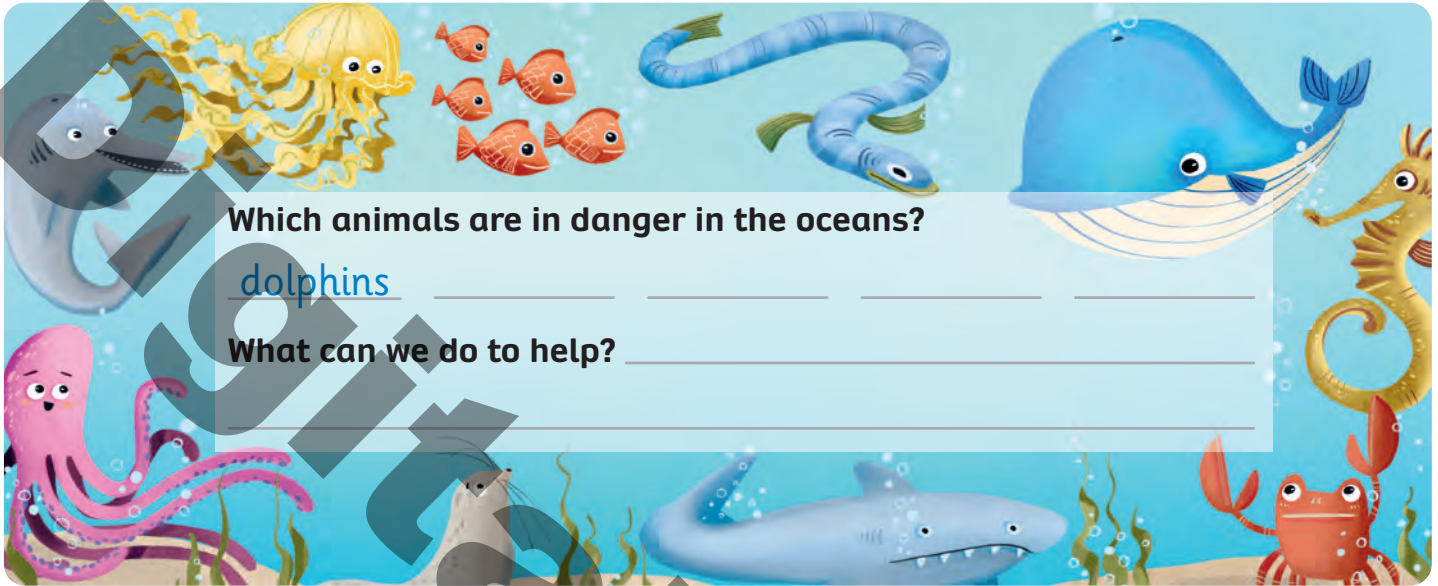
3  Think and write. Then ask and answer.

A: Excuse me. ¹ Where's the ocean movie? **B:** It's on ⁴ _____ .
B: It's ² _____ . (place) **A:** ⁵ _____ ? (time)
A: ³ _____ ? (day) **B:** It starts at ⁶ _____ .

Extra time? Which ocean animal am I? My 1st letter is in *rice*, my 2nd letter is in *fur*, my 3rd letter is in *bag*, and my 4th letter is in *box*.



1 Think and write. Then tell your friend.



Which animals are in danger in the oceans?

dolphins

What can we do to help?

2 Make your lapbook. Find pictures or draw. Then write.

My beautiful ocean

- 1 Make a list of problems in the oceans. _____
- 2 How can you help? _____
- 3 Why is a clean ocean important for animals and people? _____



My beautiful ocean

Trash in the ocean
There are a lot of plastic bags in the ocean.
Turtles eat plastic bags.

I can ...
pick up trash.
recycle plastic bags and bottles.

A clean ocean is important!
Ocean animals are safe.
We can go swimming in clean water.